


FOUND Poetry

Mini- Project



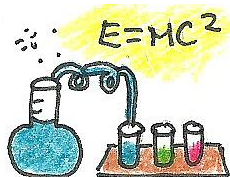
Use discarded Items
To make works of art

KEY LEARNING OUTCOMES / GOALS



EXECUTIVE FUNCTIONING SKILLS

- Design, plan and complete a project
- Collect and organize project materials
- Follow instructions in a video



SCIENCE

- Research / collect information from a variety of sources



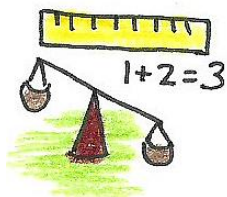
SOCIAL STUDIES

- Re-use / repurpose discarded items creatively
- Use poetry and art to convey important social messages



LANGUAGE / COMMUNICATION

- Create poetry using a variety of mediums and styles
- Document and share projects using photos
- Integrate images and text to communicate a message



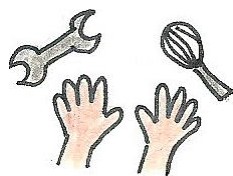
MATH

- Use visual spacing to create aesthetically pleasing poems



HEALTH

- Express identity through writing
- Share creative products with friends and family



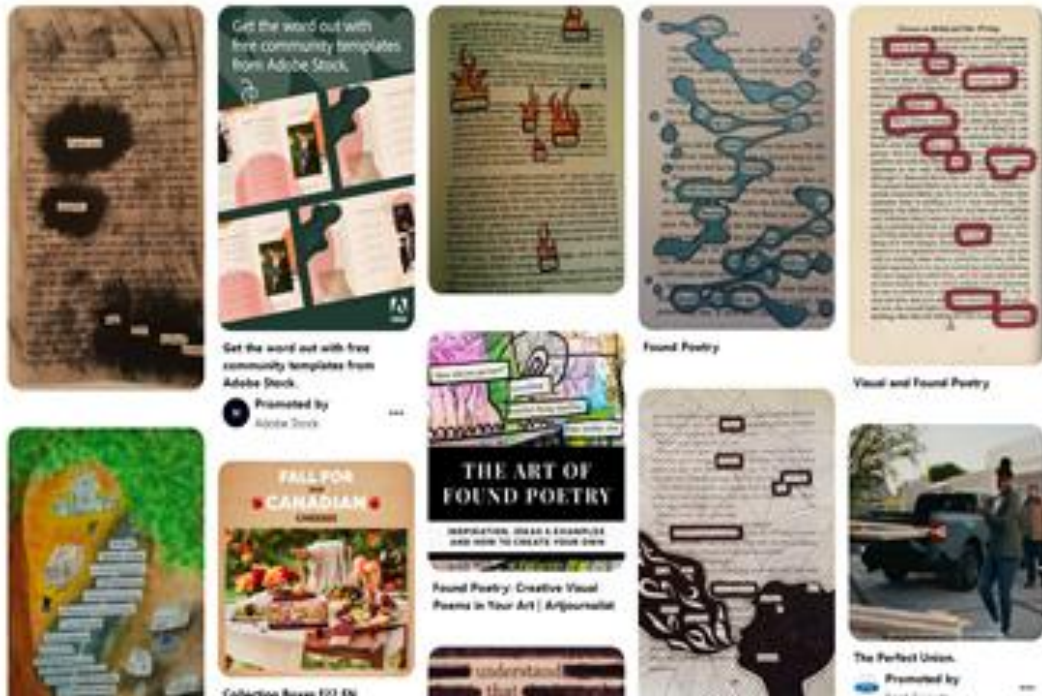
LIFE SKILLS

- Access community resources for project materials

PROJECT STEPS

Get Inspired!

Check out [Pinterest](#) and [Instagram](#) to see what creative things other people are doing
Look up “found Poetry” on your favorite social media to see even more :)



A Couple Things You'll Need Before You Get Started

Some Mod Podge



A notebook or sketchbook



Both can be found at most dollar stores or craft stores


Go on a Treasure Hunt

For your projects you will also need:

Magazines



1-2 old books



And... an interesting object (for your final project)



Thrift stores or garage sales are awesome places to find your treasures

****You might also have stuff at home you want to use, but ask your parents first because you will be cutting it up and / or painting it so you won't be able to use it again.****

Find Some Cool Pics and Words

Look through your magazines



Cut out the words and picture you like



Store them somewhere safe
Like a Ziplock bag or envelope



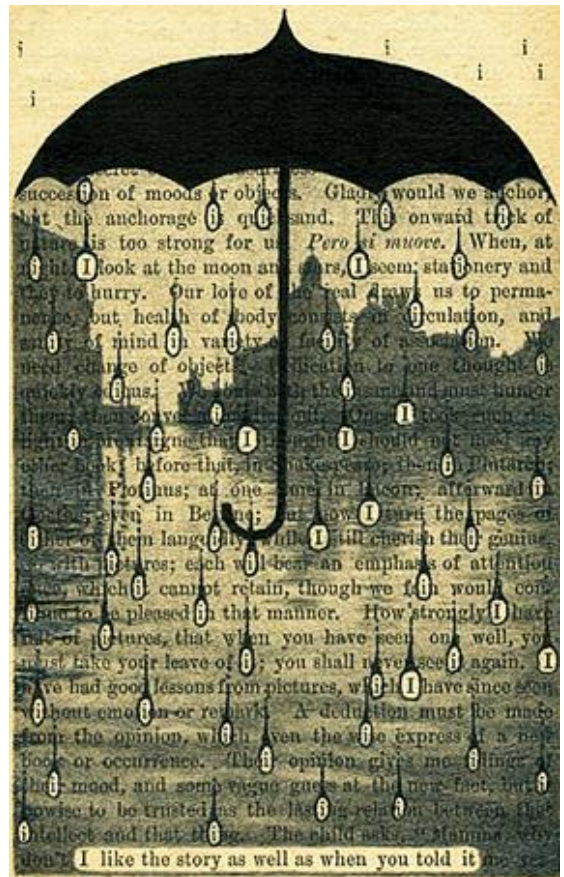

Personalize Your Notebook

Use your modpodge to glue your favorite pictures and words to the cover



Try Some Blackout Poetry

Next, try making some blackout poetry using your old books. Here's how it looks:



For yours:



1 - Check out this how to [video](#)



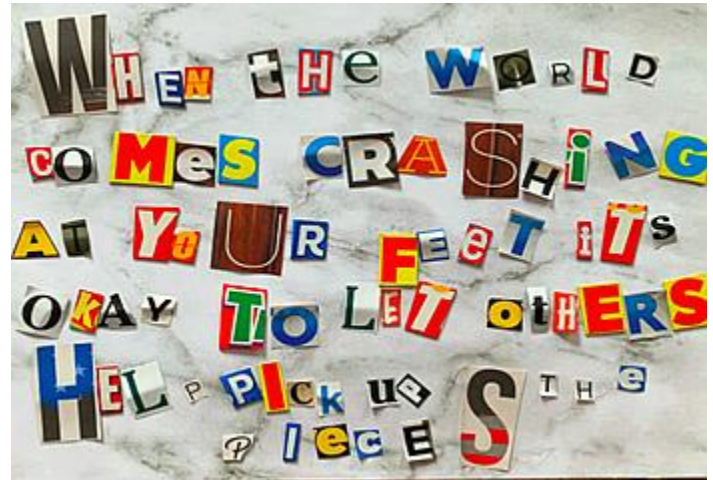
2- make your own
Glue it in your notebook



3- Snap a pic
And share with others

Make Some Found Poems with Collage

Some people also use words cut out from magazines to make poems like these:



Grab the words you cut out. What poems can you make? Glue them in your notebook:



Can't find a word you want to use?
Just make it from some of your letters



Now For Your Masterpiece!

1. Grab your object



2. Make a poem for it



3. Paint your object



4. Glue on your poem with modpodge



5. Show off your work:



While you're out

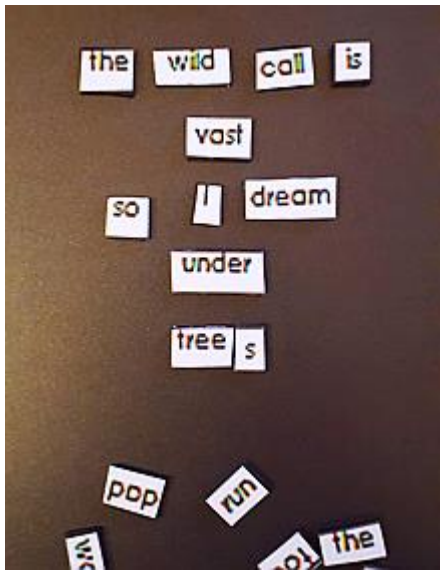


At Home



Online

Some More Ways to Play with Words



Magnetic Poetry

[Buy one](#)

Or make your own
(instructions attached)



Use drawings and collage
with your poems



Make a video
Of your next project

BONUS ACTIVITY! - DIY Magnetic Poetry

1. Buy some magnetic strips



2. Print off word template (found below)




3. Cut out your words



4. Stick words to magnet strips cut them up



5. Use a cookie sheet to make it portable



around	some	work	sky	know
under	only	rhythm	smile	he
the	so	thing	son	word
then	up	think	sun	time
there	down	web	it	open
the	we	warm	has	circle
space	tree	today	them	brother
your	will	wild	go	blue
and	on	s	es	heart
breeze	wear	blink	pool	sister
! ?	only	vast	hero	super
dad	of	the	mom	friend
take	for	me	leaf	change
let	us	want	give	copy
with	the	ed	write	nice
boat	pig	cake	time	upon
book	lion	sea	run	walk
scary	noise	time	day	night
call	said	laugh	dream	teacher
cold	warm	winter	spring	summer
red	story	this	is	the

around	some	work	sky	know
under	only	rhythm	smile	he
the	so	thing	son	word
then	up	think	sun	time
there	down	web	it	open
the	we	warm	has	circle
space	tree	today	them	brother
your	will	wild	go	blue
and	on	s	es	heart
breeze	wear	blink	pool	sister
! ?	only	vast	hero	super
dad	of	the	mom	friend
take	for	me	leaf	change
let	us	want	give	copy
with	the	ed	write	nice
boat	pig	cake	time	upon
book	lion	sea	run	walk
scary	noise	time	day	night
call	said	laugh	dream	teacher
cold	warm	winter	spring	summer
red	story	this	is	the